



An Australian Government Initiative



MID NORTH COAST

Regional Snapshot

Port Macquarie-Hastings LGA

August 2023

RDA Charter - RIF

The RDA network has been issued a new Charter to operate within the Regional Investment Framework (RIF). The focus of the RIF is People, Places, Services, and Industries. RDAMNC has collated some key data in these areas for the Port Macquarie-Hastings LGA.



Summary Statistics

Table 1: Key area statistics.

Description	Data
Population	86,762
Annualised population growth (2016-2021)	2%
Median Age	49 years
Median Weekly Income	\$647
Labour force participation	51.28%

Source: Remplan / ABS Census 2021

RIF Statistics

The following table highlights some key data for the Kempsey Shire LGA that are relevant to RDAMNC's work on the Regional Investment Framework.

Table 2: People, places and industry statistics

Description	Data
People	
% of population between 50-79 years	41.43%
% of Indigenous & Torres Strait Islander	5.45%
% of households with two people	42.31%
% of families not in the labour force	22.16%
% of disengaged youth (15-24 years)	9.23%
% of pop. requiring assistance with core activities	8.28%
% of population living with one or more long term health conditions	37.17%
Places	
% of dwellings owned outright	35.07%
% of dwellings with spare bedrooms	79.1%
SEIFA Index of Disadvantage Score	985
SEIFA Index of Disadvantage LGA ranking	295/547
Industry	
Industry with largest output contribution	Construction
Industry with largest value-add contribution	Rental, hiring & real estate services
Industry with largest employment contribution	Health Care & social assistance
Highest ranking field of study	Management & Commerce

Source: Remplan / ABS Census 2021

RDAMNC has categorised the 6 LGAs in the region into small (Kempsey, Bellingen, and Nambucca) and large (Coffs Harbour, Port Macquarie and Midcoast). Comparative services data is outlined below.

Table 3: Services in the Region

Type	No.	Small LGA Avg	Large LGA Avg
Aged Care	26	8	28
Disability Services	13	4	13
Childcare / Preschool	37	8	43
Primary School	25	12	30
High School	10	3	9
Special Schools	2	1	1
Higher education	5	2	4
Hospitals	3	1	4
Medical Centre's (GP)	29	10	23
Pharmacies	25	7	23
Counsellors / Psychotherapists	12	0	11
Physiotherapy / chiropractic	19	5	22

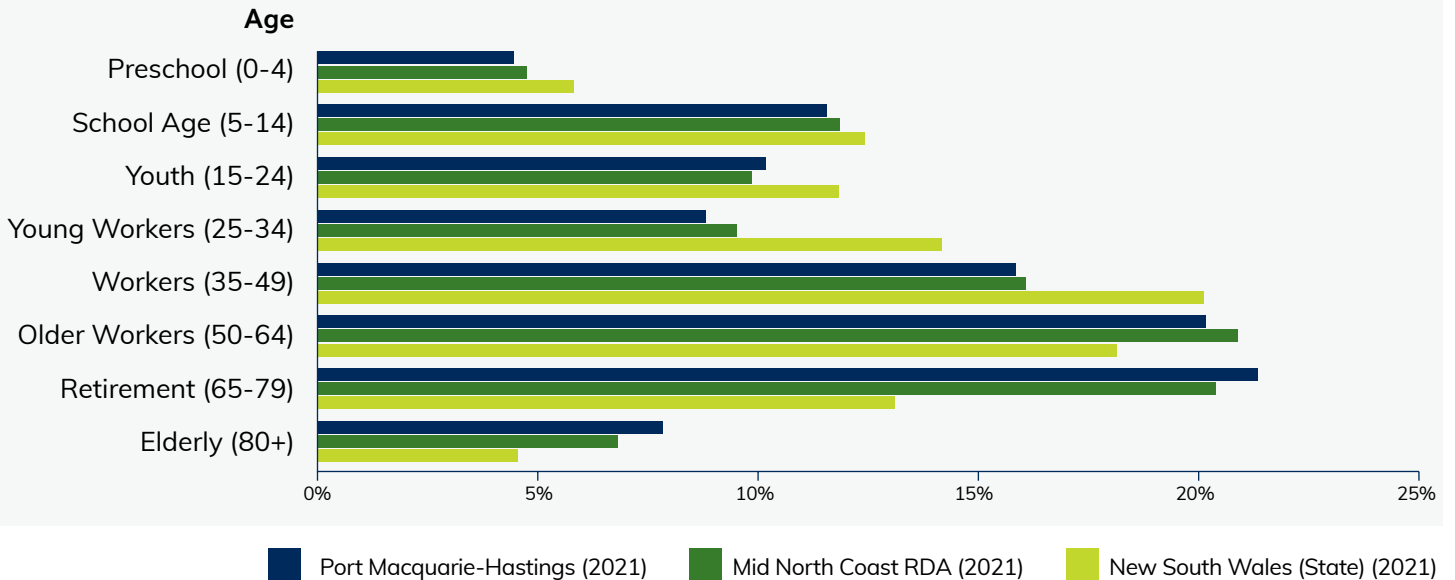
Type	No.	Small LGA Avg	Large LGA Avg
Dentists	23	4	20
Service NSW	2	1	2
Accountants	39	7	30
Lawyer / Solicitors	26	7	26
Financial planners	15	3	11
Transport Services	12	6	10
Major shopping centres	2	0	3
Supermarkets	16	7	16
Department stores	3	0	3
Sporting Clubs	55	23	71
Aquatic & Fitness Centres	21	5	20

Source: Publicly available internet listings as at August 2023

MNC & NSW Comparisons

Population by Life Stage

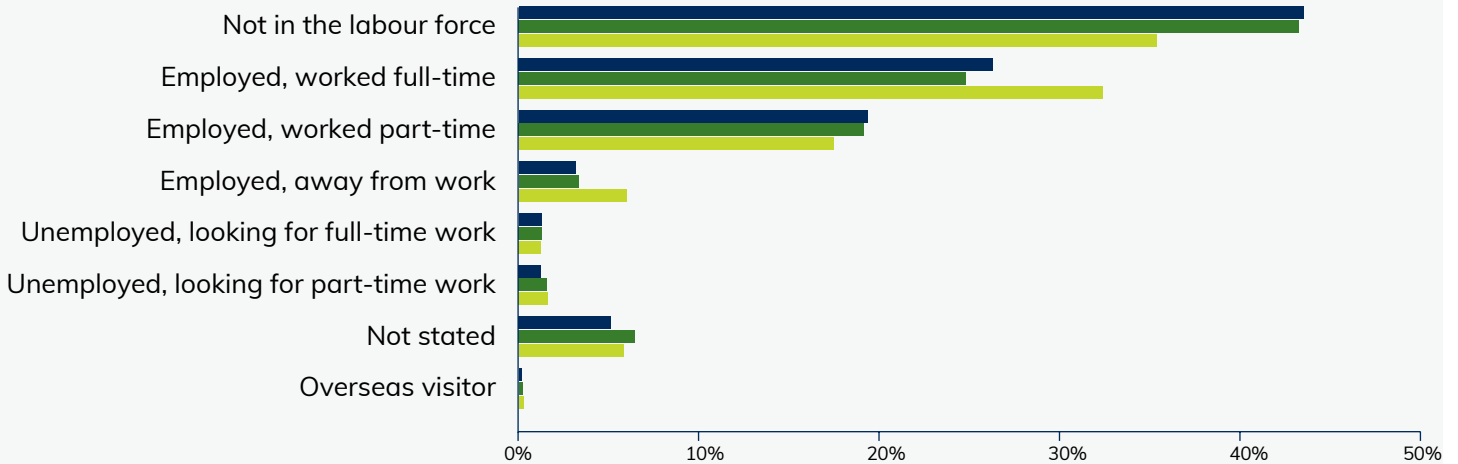
Port Macquarie-Hastings LGA has 41.43% of the population as older worker or retirees. In comparison, the MNC has 41.17% and NSW has 31.14%.



Population by Labour Force

The Port Macquarie-Hastings LGA has 43.48% of the population not in the labour force. By comparison, the MNC has 43.26% and NSW has 35.46%. Port Macquarie-Hastings full-time workforce percentage is higher than the MNC overall and lower than the state percentage.

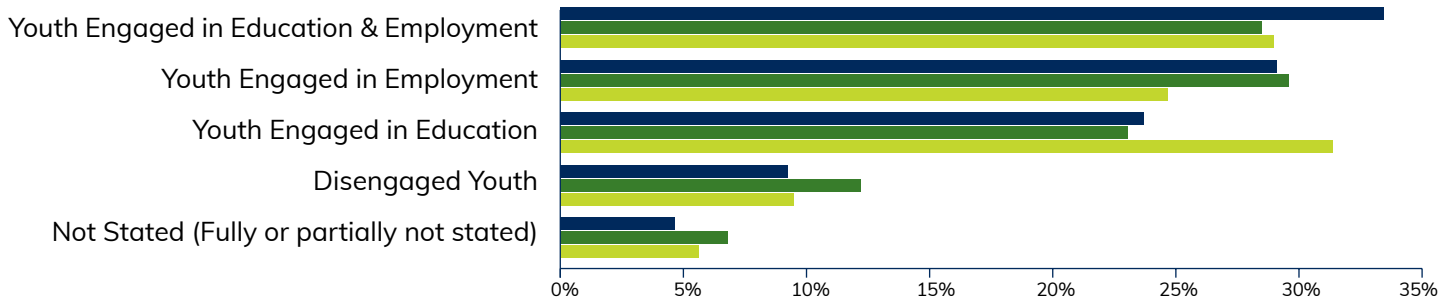
Labour Force Status



Youth Engagement (15-24 years)

9.23% of the Port Macquarie-Hastings LGA's youth are disengaged, meaning not engaged in employment or education. However, MNC overall has 12.19% youth disengagement compared to 9.46% across NSW.

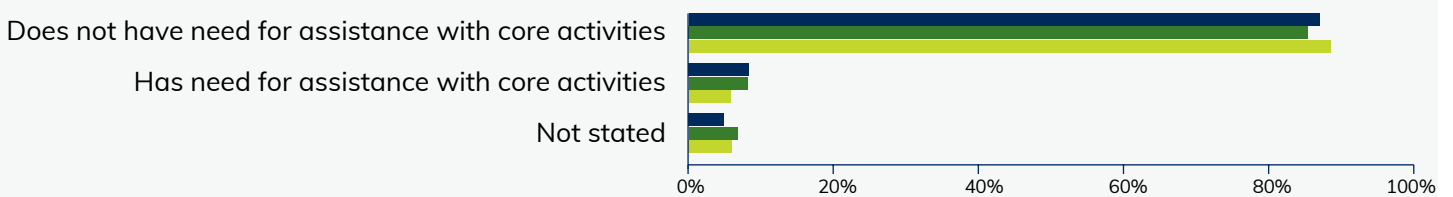
Youth 15-24 years



Need for assistance

Port Macquarie-Hastings has 8.28% of its population requiring assistance to undertake core activities. The MNC overall has 8.09% of the population requiring assistance and NSW has 5.76%.

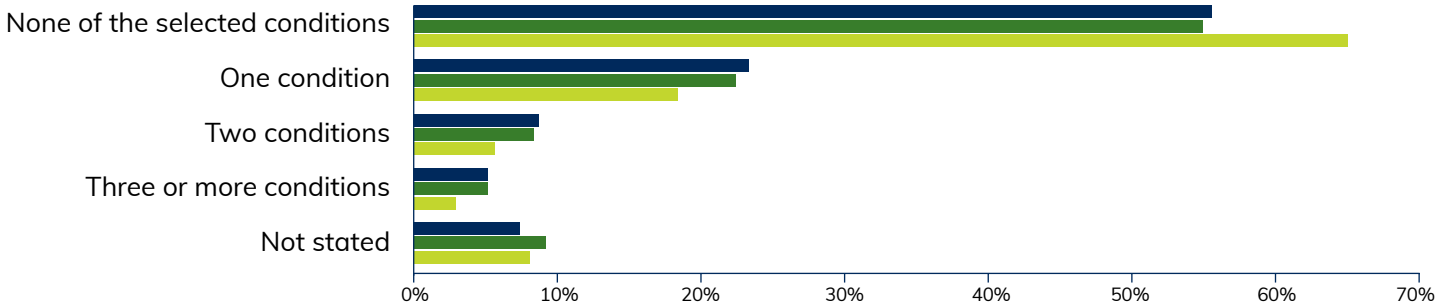
Need for assistance



Long Term Health Conditions

There are 37.17% of the Port Macquarie-Hastings population living with one or more long-term health conditions. In comparison, the MNC's overall population has 35.95% of the population living with long-term health conditions, while NSW overall has 26.97%.

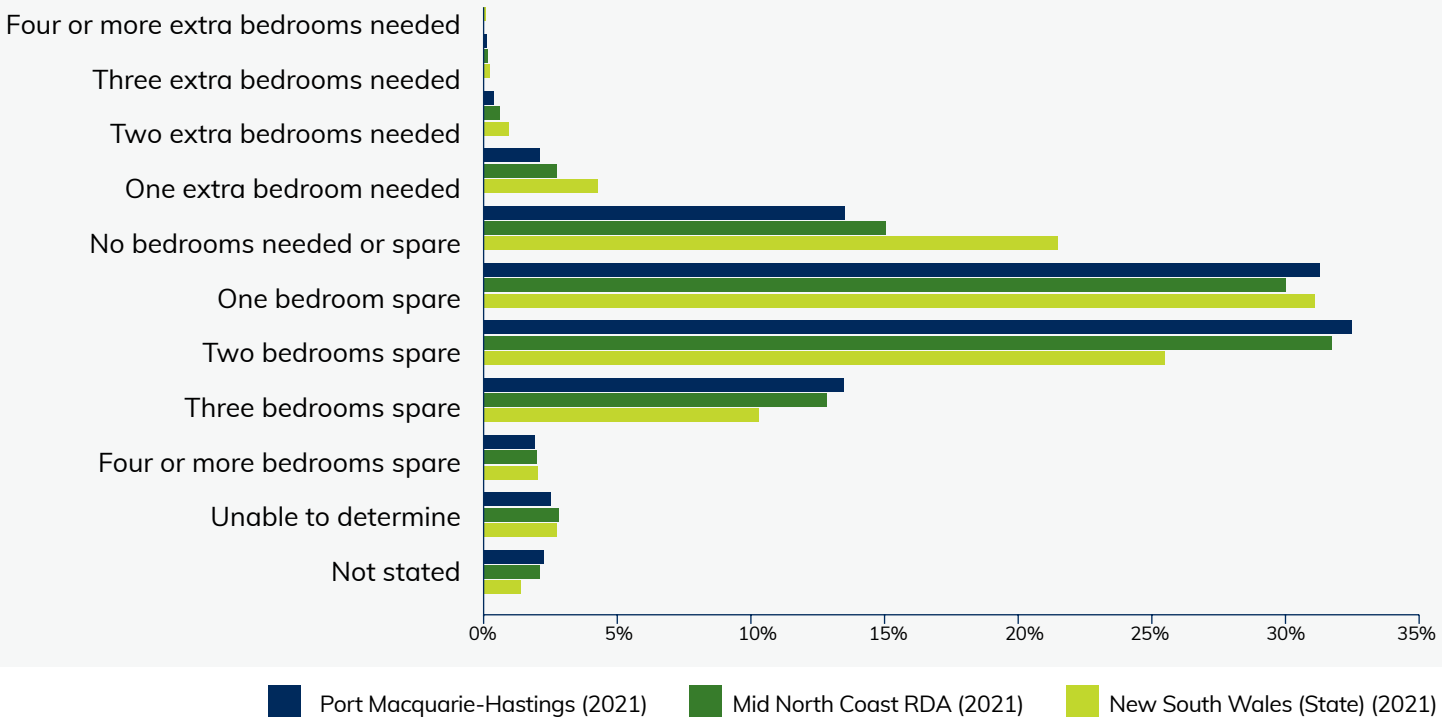
Number of Conditions



Housing Suitability

Of the dwelling structures in the Port Macquarie-Hastings LGA, 79.1% of them have spare bedrooms. MNC has 76.52% and NSW has 68.86%. Looking at the reverse, 2.64% of dwellings need additional bedrooms in the Port Macquarie-Hastings LGA, compared to 3.55% in the MNC and 5.52% across NSW. In the Port Macquarie-Hastings LGA, 13.49% of dwellings have no spare bedrooms OR need additional rooms. Comparatively, the MNC is more at 15.02% and NSW is 21.48%.

Bedrooms needed or spare



■ Port Macquarie-Hastings (2021)
 ■ Mid North Coast RDA (2021)
 ■ New South Wales (State) (2021)

SEIFA Index of Disadvantage

The SEIFA scores range from 143 (min) to 1207 (max) with 143 having the highest level of disadvantage and 1207 being the least disadvantaged. There are 547 LGAs in Australia that have been given a SEIFA score. The Port Macquarie-Hastings LGA SEIFA ranking is 295 / 547. Meaning, there are 252 LGAs which are less disadvantaged and 294 LGAs that are more disadvantaged. A comparison with other LGAs on the MNC are highlighted in the table below.

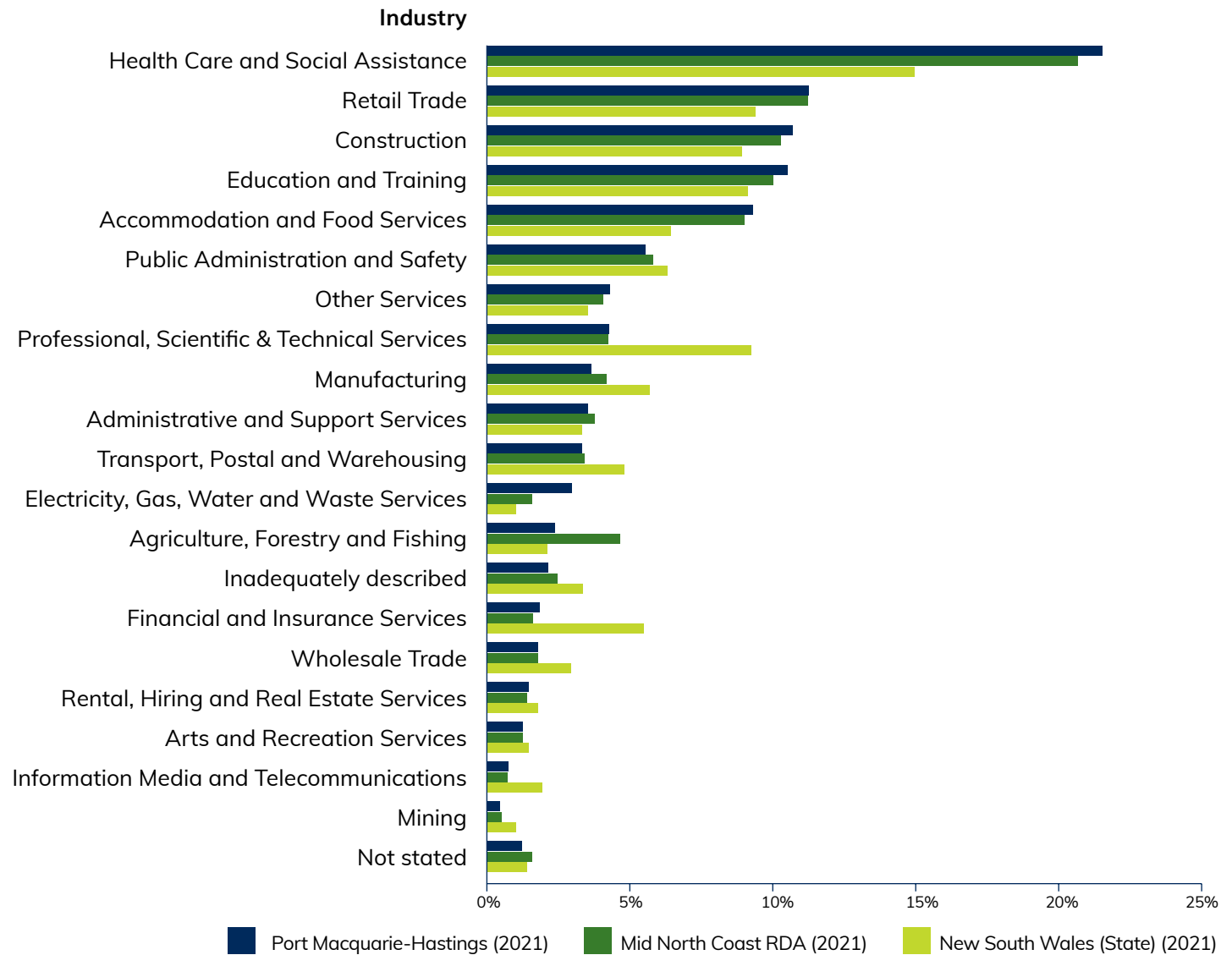
Table 3: SEIFA rankings by MNC LGA.

LGA	Ranking
Port Macquarie – Hastings	295 / 547
Bellingen	283 / 547
Coffs Harbour	243 / 547
Midcoast	138 / 547
Nambucca Valley	91 / 547
Kempsey	67 / 547

Source: Remplan / ABS Census 2021

Industries of employment

The top three industries of employment in the Port Macquarie-Hastings LGA are Health Care & Social Assistance, Retail Trade and Construction. The top three for the MNC overall are Health Care & Social Assistance, Retail Trade and Construction. NSW also has Health Care & Social Assistance as its top industry of employment; however, Retail Trade and Professional, Scientific, and technical services are there other top two industries.



Key Insights

Below is a summary of the key statistical data for the Port Macquarie-Hastings LGA:

- Has the second largest population in the MNC region.
- Has second largest land area in the region.
- Is the most advantaged LGA in the MNC.
- High population in older workers and retirees, combined with family composition and dwelling suitability aligns with the region's current housing and key worker crisis.
- Number of available bedrooms highlights need for urgent review of current living arrangements to enable greater utilisation of existing structures in addition to development of new housing.
- The high percentage of population living with long-term health conditions suggests that the need for services and assistance with core activities will only increase in the short-medium term.
- Labour force participation numbers suggest that the Port Macquarie-Hastings LGA will not be equipped to provide the services needed to support the developing demographics.